



Reliable performance, without compromise

The appliance collection



Visit our YouTube channel
to watch the latest Matrix
product videos.

Search "Matrix Appliances".





Matrix is part of The CDA Group, which offers over 30 years of appliance manufacturing experience. We offer a selection of well made, stylish kitchen appliances that are built to last.



Why choose us?

We have the room to do things properly

Our Midlands, UK distribution and warehousing facilities cover over 9 acres and allow us to respond quickly to customer requirements, home deliveries and spare parts support.

Affordable technology for your home

We keep ahead of the latest technology and coveted kitchen style to make sure that you can create the home you want, at a price you can afford.

Dedicated customer care

Our dedicated in-house Customer Care Call Centre is on hand to provide product advice and resolve any queries as quickly as possible.

Built to last

We test every batch that comes off the production lines to ensure that our high standards are met with every delivery.

Guarantee

We support all our products with a 2 year parts, 1 year labour guarantee to ensure that you never get stuck without help.





Whatever your style...

Matrix is the perfect choice for practical, simple, stylish and affordable kitchen appliances, without compromising on performance.

Whatever stage you are at

From taking your first step on the housing ladder, to downsizing or renting out a property, appliances can quickly absorb your budget. You need more than a fridge to make a kitchen, that's why we created the Matrix range.

Offering everything from hobs in every fuel type, to double and single ovens, extractors, dishwashers, fridges, freezers and even range cookers, the Matrix collection has everything you need to kit out your kitchen and make your house a home.



Low price doesn't have to mean low quality

Ensuring that every single appliance we manufacture is reliable and finished with precision is just part of what we do every day. We are part of a much larger company and our appliances are subjected to the same rigorous testing and high standards that you would expect from a far more expensive brand.

Not only will your kitchen look great but we guarantee that it will be enjoyable to use and cook, refrigerate, extract and wash brilliantly and feel like great value for money every single day.

Single ovens



A
rated

MS100SS
Six function electric fan oven

Functions

- Oven Light
- Defrost
- Fan oven
- Eco fan oven
- Full grill
- Half grill

Features

- Interior light
- Cooling fan
- Integrated anti-tilt shelving
- Triple glazed door with removable inner glass for easy cleaning
- Removable door
- Easy clean enamel interior

Accessories

- 1 flat oven shelf
- 1 grill pan with grid

Technical specification

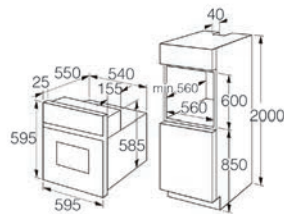
- Capacity: 62L net
- Rated electrical power: 2.8kW
- Power supply: 13A

Energy efficiency rating

- Energy rating: A

Available in

- Stainless steel



A
rated

MS200SS
Six function electric fan oven with clock/timer

Functions

- Oven Light
- Defrost
- Fan oven
- Eco fan oven
- Full grill
- Half grill

Features

- Touch control fully programmable electronic clock/timer
- Interior light
- Cooling fan
- Integrated anti-tilt shelving
- Triple glazed door with removable inner glass for easy cleaning
- Removable door
- Easy clean enamel interior

Accessories

- 1 flat oven shelf
- 1 grill pan with grid

Technical specification

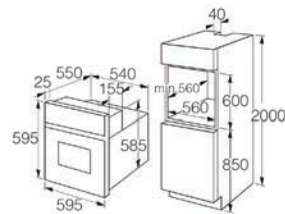
- Capacity: 62L net
- Rated electrical power: 2.8kW
- Power supply: 13A

Energy efficiency rating

- Energy rating: A

Available in

- Stainless steel



Double ovens



A
rated

MD721SS
Built-under double electric oven

Top oven functions

- Oven light
- Conventional oven
- Warming oven
- Electric grill

Main oven functions

- Oven light
- Defrost
- Fan oven

Features

- Touch control fully programmable electronic clock/timer for main oven
- Interior halogen lights
- Cooling fan
- Double glazed doors with removable inner door glass for easy cleaning
- Removable doors
- Chromed rack sides with integrated anti-tilt shelving
- Easy clean enamel interior

Accessories

- 2 flat oven shelves
- 1 grill pan with grid

Technical specification

- Top oven capacity: 35L net
- Main oven capacity: 50L net
- Rated electrical power: 4.3kW
- Power supply required: 20A

Energy efficiency rating

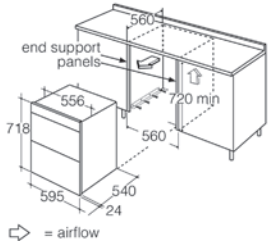
- Energy rating, top oven: A
- Energy rating, main oven: A

Available in

- Stainless steel

Fitting note

- Please ensure you check that there is sufficient clearance above built-under ovens when fitting the relevant hob.



A
rated

MD921SS
Built-in double electric oven

Top oven functions

- Oven light
- Conventional oven
- Warming oven
- Electric grill

Main oven functions

- Oven light
- Defrost
- Fan oven

Features

- Touch control fully programmable electronic clock/timer for main oven
- Interior halogen lights
- Cooling fan
- Double glazed doors with removable inner door glass for easy cleaning
- Removable doors
- Chromed rack sides with integrated anti-tilt shelving
- Easy clean enamel interior

Accessories

- 2 flat oven shelves
- 1 grill pan with grid

Technical specification

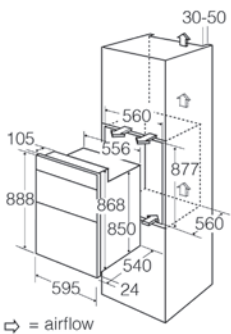
- Top oven capacity: 35L net
- Main oven capacity: 59L net
- Rated electrical power: 4.3kW
- Power supply required: 20A

Energy efficiency rating

- Energy rating, top oven: A
- Energy rating, main oven: A

Available in

- Stainless steel



Hobs



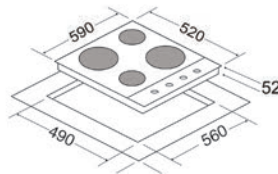
MHE003SS
Four zone electric hob

- Features
- 6 power levels
 - Side control
 - Power indicator light
 - Rapid plate

- Burner/zone information
- Front left: 2.0kW rapid - 180mm
 - Front right: 1.0kW -145mm
 - Rear left: 1.0kW - 145mm
 - Rear right: 1.5kW - 180mm

- Technical specification
- Rated electrical power: 5.5kW
 - Power supply required: 25A

- Available in
- Stainless steel



**Flame
Safe**
MHG101SS
Four burner gas hob


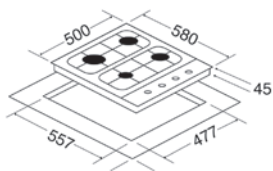
- Features
- Side control
 - Automatic ignition
 - Enamel pan supports
 - Flame failure safety device included

- Burner/zone information
- Front left: 3.0kW rapid
 - Front right: 1.0kW auxiliary
 - Rear left: 1.85kW semi-rapid
 - Rear right: 1.85kW semi-rapid

- Accessories
- LPG conversion kit included

- Technical specification
- Rated gas input: 7.7kW
 - Rated electrical power: 0.001kW
 - Power supply required: 3A

- Available in
- Stainless steel




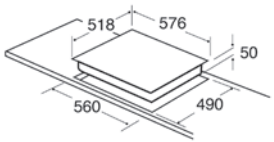
MHC101FR
Four zone ceramic hob

- Features
- Side control
 - 6 power levels
 - Easy clean surface
 - Ceramic shatterproof safety glass
 - Residual heat indicators
 - Power indicator light
 - Temperature limiter

- Burner/zone information
- Front left: 1.8kW - 180mm
 - Front right: 1.2kW - 145mm
 - Rear left: 1.2kW - 145mm
 - Rear right: 1.8kW - 180mm

- Technical specification
- Rated electrical power: 6.0kW
 - Power supply required: 30A

- Available in
- Frameless



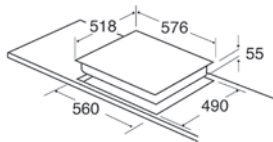
MHC201FR
Four zone ceramic hob

- Features
- Front control
 - Electronic touch control
 - 9 power levels
 - Easy clean surface
 - Ceramic shatterproof safety glass
 - Residual heat indicators
 - LED display
 - Safety key lock
 - Overflow detection
 - Overheat detection
 - Time limit security system
 - Temperature limiter

- Burner/zone information
- Front left: 2.3kW - 210mm
 - Front right: 1.2kW - 145mm
 - Rear left: 1.2kW - 145mm
 - Rear right: 1.8kW - 180mm

- Technical specification
- Rated electrical power: 6.5kW
 - Power supply required: 30A

- Available in
- Frameless



Hobs

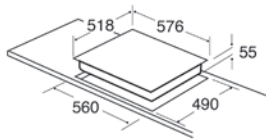


MHN101FR
Four zone induction hob

- Features
- Front control
 - Electronic touch control
 - 9 power levels
 - Booster function on all zones
 - Easy clean surface
 - Ceramic shatterproof safety glass
 - Residual heat indicators
 - LED display
 - 99 minute timer
 - Safety key lock
 - Overflow detection
 - Overheat detection
 - Keep warm function
 - Automatic pan detection
 - Small object detection
 - Time limit security system
 - Temperature limiter

- Burner/zone information
- Front left: 2.0kW (3.0kW with booster) - 210mm
 - Front right: 1.2kW (1.4kW with booster) - 160mm
 - Rear left: 1.2kW (1.4kW with booster) - 160mm
 - Rear right: 2.0kW (3.0kW with booster) - 210mm

- Technical specification
- Rated electrical power: 7.4kW
 - Power supply required: 32A
- Available in
- Frameless



Extractors



MIN600
60cm Integrated extractor

- Features
- Ducted/re-circulating installation
 - 3 speeds
 - Slider control
 - 1 x 4W LED light

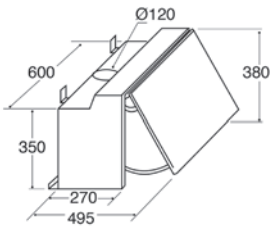
- Optional accessories
- Charcoal filter for recirculation: CHA15 x 1
 - Ducting kit: AED510/560
 - Acrylic grease filter: GRE1

- Technical specification
- Required height over gas hob: 700mm
 - Required height over electric hob: 600mm
 - Outlet diameter: 120mm
 - Noise level: 62dBA
 - Extraction rate: 193m³/hr
 - Rated electrical power: 49W
 - Power supply: 3A

- Energy efficiency rating
- Energy rating: B

Available in

- Silver



MEH601
60cm Chimney extractor

- Features
- Ducted/re-circulating installation
 - 3 speeds
 - Twin fan motor
 - Push button control
 - Dishwashable aluminium grease filters
 - 2 x 4W LED lights

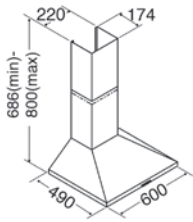
- Optional accessories
- Charcoal filters for recirculation: CHA17 x 2
 - Ducting kit: AED510/560

- Technical specification
- Required height over gas hob: 700mm
 - Required height over electric hob: 600mm
 - Outlet diameter: 120-125mm
 - Noise level: 67dBA
 - Extraction rate: 382m³/hr
 - Rated electrical power: 128W
 - Power supply: 3A

- Energy efficiency rating
- Energy rating: C

Available in

- Stainless steel



Extractors



MEH901
90cm Chimney extractor

- Features
- Stainless steel

- Ducted/re-circulating installation
- 3 speeds
- Twin fan motor
- Push button control
- Dishwashable aluminium grease filters
- 2 x 4W LED lights

Optional accessories

- Charcoal filters for recirculation: CHA17 x 2
- Ducting kit: AED510/560

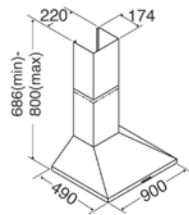
Technical specification

- Required height over gas hob: 700mm
- Required height over electric hob: 600mm
- Outlet diameter: 120-125mm
- Noise level: 70dBA
- Extraction rate: 372m³/hr
- Rated electrical power: 128W
- Power supply: 3A

Energy efficiency rating

- Energy rating: C

Available in



MEP601
60cm Curved glass extractor

- Features
- Stainless steel

- Ducted/re-circulating installation
- 3 speeds
- Twin fan motor
- Push button control
- Dishwashable aluminium grease filters
- 2 x 4W LED lights

Optional accessories

- Charcoal filters for recirculation: CHA17 x 2
- Ducting kit: AED510/560

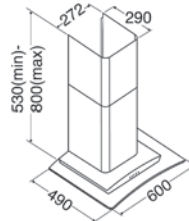
Technical specification

- Required height over gas hob: 700mm
- Required height over electric hob: 600mm
- Outlet diameter: 120-125mm
- Noise level: 69dBA
- Extraction rate: 336m³/hr
- Rated electrical power: 128W
- Power supply: 3A

Energy efficiency rating

- Energy rating: D

Available in



MEP901
90cm Curved glass extractor

- Features
- Stainless steel

- Ducted/re-circulating installation
- 3 speeds
- Twin fan motor
- Push button control
- Dishwashable aluminium grease filters
- 2 x 4W LED lights

Optional accessories

- Charcoal filters for recirculation: CHA17 x 2
- Ducting kit: AED510/560

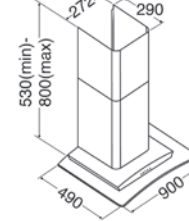
Technical specification

- Required height over gas hob: 700mm
- Required height over electric hob: 600mm
- Outlet diameter: 120-125mm
- Noise level: 69dBA
- Extraction rate: 336m³/hr
- Rated electrical power: 128W
- Power supply: 3A

Energy efficiency rating

- Energy rating: D

Available in



Refrigeration



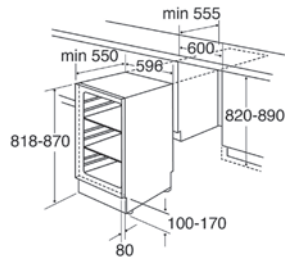
F
rated

MFU201
Integrated under counter larder fridge

- Features
- Interior LED light
 - 3 glass shelves
 - 2 salad crisper compartment
 - 2 in-door balconies
 - 1 egg tray

- Technical specification
- Height-adjustable feet
 - Reversible door
 - Fixed hinges
 - Total capacity: 135L net
 - Noise level: 40dBA
 - Energy consumption in a year: 116kW/h

- Energy efficiency rating
- Energy efficiency rating F



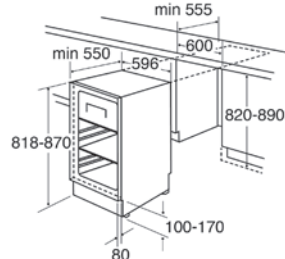
F
rated

MFU251
Integrated under counter fridge with ice box

- Features
- Interior LED light
 - 2 glass shelves
 - 2 salad crisper compartment
 - 2 in-door balconies
 - 1 egg tray
 - Freezer compartment

- Technical specification
- Height-adjustable feet
 - Reversible door
 - Fixed hinges
 - Fridge useable capacity: 95L net
 - Freezer useable capacity: 16L net
 - Total capacity: 111L net
 - Noise level: 40dBA
 - Energy consumption in a year: 183kW/h

- Energy efficiency rating
- Energy efficiency rating F



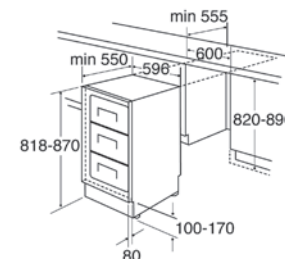
F
rated

MFU801
Integrated under counter freezer

- Features
- 4 star rating
 - Temperature warning light
 - 3 drawers
 - 1 ice cube tray

- Technical specification
- Height-adjustable feet
 - Reversible door
 - Fixed hinges
 - Freezing capacity: 4.5kg / 24h
 - Total capacity: 95L net
 - Noise level: 40dBA
 - Energy consumption in a year: 220 kW/h

- Energy efficiency rating
- Energy efficiency rating F



Refrigeration



F
rated

MFC501
Integrated 50/50 combination fridge freezer

Fridge features

- LED Interior light
- Manual control
- 4 glass shelves
- 2 salad crisper drawers
- 3 in-door balconies
- 1 egg tray

Freezer features

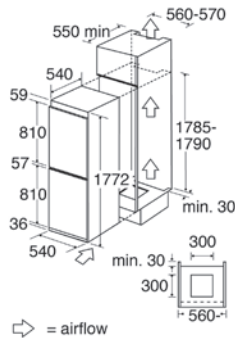
- 4 star rating
- 4 storage compartments
- 1 ice cube tray

Technical specification

- Height adjustable front feet
- Reversible doors
- Sliding furniture fixings
- Freezing capacity: 3.5kg / 24h
- Fridge useable capacity: 147L net
- Freezer useable capacity: 81L net
- Total capacity: 228L net
- Noise level: 39dBA
- Energy consumption in a year: 274kW/h

Energy efficiency rating

- Energy efficiency rating F



F
rated

MFC701
Integrated 70/30 combination fridge freezer

Fridge features

- LED Interior light
- Manual control
- 5 glass shelves
- 2 salad crisper drawers
- 4 in-door balconies
- 1 egg tray

Freezer features

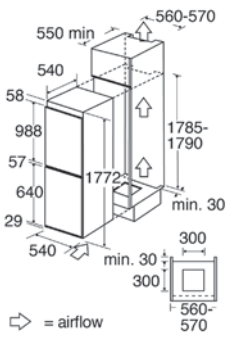
- 4 star rating
- 3 storage compartments
- 1 ice cube tray

Technical specification

- Height adjustable front feet
- Reversible doors
- Sliding furniture fixings
- Freezing capacity: 2.5kg / 24h
- Fridge useable capacity: 182L net
- Freezer useable capacity: 60L net
- Total capacity: 242L net
- Noise level: 39dBA
- Energy consumption in a year: 256kW/h

Energy efficiency rating

- Energy efficiency rating F



Dishwashers



E
rated

MDI6011
Fully integrated dishwasher

Features

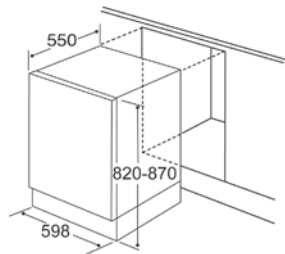
- 12 place settings
- Black panel
- 2 spray levels
- 4 programmes
- Half load
- Delay
- Overflow protection
- Acoustic signal for end of programme
- Grey baskets
- Cutlery basket
- Mug shelves
- Antibacterial filter
- White LEDs
- Rinse and salt indicators
- Height adjustable upper basket when empty

Programmes

- Eco 50°C
- Intensive 65°C
- Super 50° 65°C
- Prewash

Technical specification

- Noise level: 49dBA
- Energy consumption per cycle: 0.92kW/h



E
rated

MDI4011
Fully integrated slimline dishwasher

Features

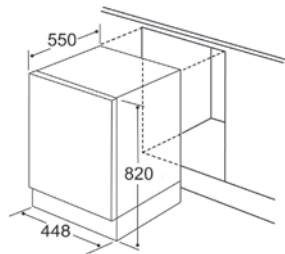
- 10 place settings
- Black panel
- 2 spray levels
- 4 programmes
- Half load
- Delay
- Overflow protection
- Acoustic signal for end of programme
- Grey baskets
- Cutlery basket
- Mug shelves
- Antibacterial filter
- White LEDs
- Rinse and salt indicators
- Height adjustable upper basket when empty

Programmes

- Eco 50°C
- Intensive 65°C
- Super 50° 65°C
- Prewash

Technical specification

- Noise level: 49dBA
- Energy consumption per cycle: 0.75kW/h



- Energy consumption per 100 cycles: 92kW/h
- Water consumption per cycle: 12L
- Programme duration: 3:25 (h:m)

Energy efficiency rating



- Energy rating:E
- Noise level: C

Energy efficiency rating



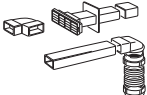
- Energy rating: E
- Noise level: C

Accessories



Extractor filters

Product	Code	Description	Compatible with
	CHA15	Charcoal filter (pack of 1)	MIN600
	CHA17	Charcoal filter (pack of 2)	MEH601 / MEH901 MEP601 / MEP901

Ducting kits

Product	Code	Description
	AED51	125mm x 1m flexible ducting kit which includes a white wall outlet, 2 cable ties, 1m flexible hose and fixing kit
	AED53	125mm x 6m flexible ducting kit which includes a white wall outlet, 2 cable ties, 6m flexible hose and fixing kit
	AED54	125mm x 3m rigid ducting kit which includes a white wall outlet, 2 x 1m rigid ducting, 500mm rigid ducting, wall plate, connector, 125mm elbow bend, 2 threaded hose connectors, 1m flexible hose, horizontal bend and fixing kit




Metal splashbacks

		
Size	Stainless steel	Black
600W x 750H	CSB6SS	CSB6BL
900W x 750H	CSB9SS	CSB9BL



Toughened glass splashbacks*

		
Size	Black	Grey
600W x 750H*	ASG6BL	ASG6GR
900W x 750H*	ASG9BL	ASG9GR

Curved toughened glass splashbacks*

			
Size	Black	Grey	Compatible with
600W x 750H*	ASG62CBL	ASG62CGR	MEP601
900W x 750H*	ASG92KBL	ASG92KGR	MEP901

Curved metal splashbacks

			
Size	Stainless steel	Black	Compatible with
600W x 750H*	CSB62CSS	CSB62CBL	MEP601
900W x 750H*	CSB92KSS	CSB92KBL	MEP901

*Our toughened glass splashbacks are handmade, so dimensions shown may vary by up to 5mm.





The appliance collection

The CDA Group Ltd. Harby Road, Langar, Nottinghamshire, NG13 9HY
Tel: **01949 862 000** Fax: **01949 862 001**

www.matrixappliances.co.uk

