



# MATRIX




Reliable performance, without compromise

the appliance collection







Visit our YouTube  
channel to watch  
the latest Matrix  
product videos

Search "Matrix Appliances"



Matrix is part of The CDA Group, which offers over 25 years of appliance manufacturing experience. We offer a selection of well made, stylish kitchen appliances that are built to last..

**CDA**  
*Built for your life*





## Why choose us?

### We have the room to do things properly

Our Midlands, UK distribution and warehousing facilities cover over 9 acres and allow us to respond quickly to customer requirements, home deliveries and spare parts support.

### Affordable technology for your home

We keep ahead of the latest technology and coveted kitchen style to make sure that you can create the home you want, at a price you can afford.



### Dedicated customer care

Our dedicated in-house Customer Care Call Centre is on hand to provide product advice and resolve any queries as quickly as possible.

### Built to last

We test every batch that comes off the production lines to ensure that our high standards are met with every delivery.



### Guarantee

We support all our products with a 2 year parts, 1 year labour guarantee to ensure that you never get stuck without help.



Certificate number  
FS 532687







## Whatever your style...

---

Matrix is the perfect choice for practical, simple, stylish and affordable kitchen appliances, without compromising on performance.

### Whatever stage you are at

From taking your first step on the housing ladder, to downsizing or renting out a property, appliances can quickly absorb your budget. You need more than a fridge to make a kitchen, that's why we created the Matrix range.

Offering everything from hobs in every fuel type, to double and single ovens, extractors, dishwashers, fridges, freezers and even range cookers, the Matrix collection has everything you need to kit out your kitchen and make your house a home.



### Low price doesn't have to mean low quality

Ensuring that every single appliance we manufacture is reliable and finished with precision is just part of what we do every day. We are part of a much larger company and our appliances are subjected to the same rigorous testing and high standards that you would expect from a far more expensive brand.

Not only will your kitchen look great but we guarantee that it will be enjoyable to use and cook, refrigerate, extract and wash brilliantly and feel like great value for money every single day.



## range cookers



A  
rated

### MR111

#### 90cm range cooker - electric oven, gas hob

##### Hob features

- Wok burner
- Automatic ignition
- Cast iron pan supports
- Flame failure included

##### Oven features

- Cooling fan
- Chromed rack sides with integrated anti-tilt shelf
- Removable door
- 120 minute mechanical cut off timer
- Triple glazed door with removable inner door glass for easy cleaning

##### Other features

- Height adjustable feet
- Oven capacity: 103L

##### Functions

- Oven light
- Defrost
- Fan oven
- Full grill
- Fanned electric grill

##### Accessories

- 1 flat oven shelf
- 1 grill pan with grid
- 1 grill pan handle
- LPG jets included
- Wok support

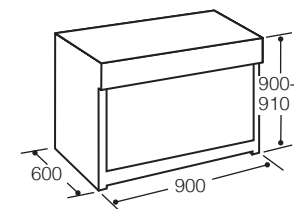
##### Technical specification

- Front left: 3kW rapid
- Front right: 3kW rapid
- Centre: 3.7kW wok
- Rear left: 1.75kW semi-rapid
- Rear right: 1.75kW semi-rapid
- Rated gas input: 13.2kW
- Rated electrical power: 3.38kW
- Power supply required: 16A
- Energy rating: A

##### Available in

- Stainless steel

**Flame  
Safe**







## range cookers



### MR311

90cm range cooker, gas oven, gas hob

#### Hob features

- Wok burner
- Automatic ignition
- Cast iron pan supports
- Flame failure included

#### Oven features

- Cooling fan
- Chromed rack sides with integrated anti-tilt shelf
- Removable door
- 60 minute minder
- Triple glazed door with removable inner door glass for easy cleaning

#### Other features

- Height adjustable feet
- Oven capacity: 103L

#### Functions

- Oven light
- Gas oven
- Gas grill

#### Accessories

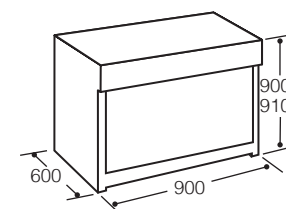
- 1 flat oven shelf
- 1 grill pan with grid
- 1 grill pan handle
- LPG jets included
- Wok support

#### Technical specification

- Front left: 3kW rapid
- Front right: 3kW rapid
- Centre: 3.7kW wok
- Rear left: 1.75kW semi-rapid
- Rear right: 1.75kW semi-rapid
- Rated gas input: 17.7kW
- Power supply required: 3A
- Rated electrical power: <1kW

#### Available in

- Stainless steel





## single ovens



### MS100SS

#### Four function electric fan oven

##### Features

- Interior light
- Cooling fan
- Integrated anti-tilt shelving
- Triple glazed door with removable inner glass for easy cleaning
- Removable door

##### Functions

- Defrost
- Fan oven
- Full grill
- Half grill

##### Accessories

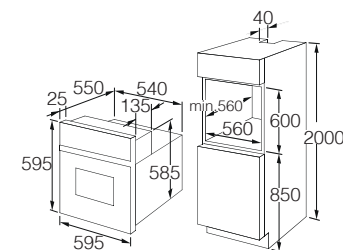
- 1 flat oven shelf
- 1 grill pan with grid

##### Technical specification

- Capacity: 62L net
- Power supply required: 13A
- Rated electrical power: 2.9kW
- Energy rating: A

##### Available in

- Stainless steel





single ovens



## MS200SS

Four function electric fan oven with clock/timer

### Features

- Touch control fully programmable electronic clock/timer
- Interior light
- Cooling fan
- Integrated anti-tilt shelving
- Triple glazed door with removable inner glass for easy cleaning
- Removable door

### Functions

- Defrost
- Fan oven
- Full grill
- Half grill

### Accessories

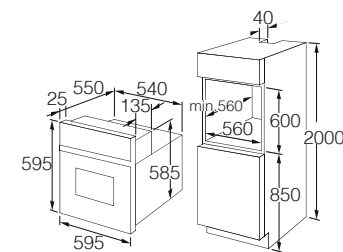
- 1 flat oven shelf
- 1 grill pan with grid

### Technical specification

- Capacity: 62L net
- Power supply required: 13A
- Rated electrical power: 2.9kW
- Energy rating: A

### Available in

- Stainless steel





## double ovens



## MD721SS

### Built-under double electric oven

#### Features

- Touch control fully programmable electronic clock/timer for lower oven
- Interior halogen lights
- Cooling fan
- Double glazed doors with removable inner glass for easy cleaning
- Removable doors
- Chromed rack sides with integrated anti-tilt shelving
- Easy clean enamel interior

#### Available in

- Stainless steel

#### Fitting note

- Please ensure you check that there is sufficient clearance above built-under ovens when fitting the relevant hob.

#### Top oven functions

- Warming oven
- Oven light
- Conventional oven
- Electric grill

#### Main oven functions

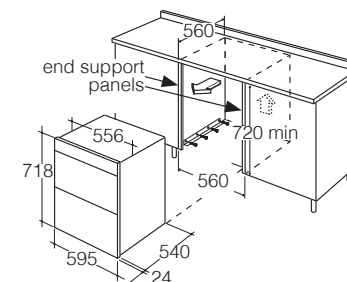
- Oven light
- Defrost
- Fan oven

#### Accessories

- 2 flat oven shelves
- 1 grill pan with grid

#### Technical specification

- Top oven capacity: 34L net
- Main oven capacity: 50L net
- Rated electrical power: 4.3kW
- Power supply required: 20A
- Energy rating - top oven: A
- Energy rating - main oven: A



⇨ = airflow



## double ovens



### MD921SS Built-in double electric oven

#### Features

- Touch control fully programmable electronic clock/timer for lower oven
- Interior halogen lights
- Cooling fan
- Double glazed doors with removable inner glass for easy cleaning
- Removable doors
- Chromed rack sides with integrated anti-tilt shelving
- Easy clean enamel interior

#### Available in

- Stainless steel

#### Top oven functions

- Warming oven
- Oven light
- Conventional oven
- Electric grill

#### Main oven functions

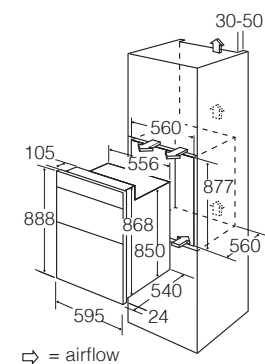
- Oven light
- Defrost
- Fan oven

#### Accessories

- 2 flat oven shelves
- 1 grill pan with grid

#### Technical specification

- Top oven capacity: 34L net
- Main oven capacity: 59L net
- Rated electrical power: 4.3kW
- Power supply required: 20A
- Energy rating - top oven: A
- Energy rating - main oven: A





## hobs



### MHE002SS Four zone electric hob

#### Features

- 6 power levels
- Side control
- Power indicator light
- Rapid plate

#### Zones/Burner information

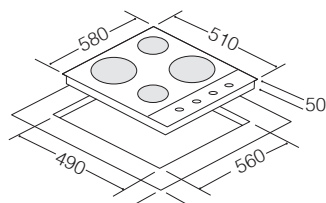
- Front left: 2.0kW rapid - 180mm
- Front right: 1.0kW - 145mm
- Rear left: 1.0kW - 145mm
- Rear right: 1.5kW - 180mm

#### Technical specification

- Rated electrical power: 5.5kW
- Power supply required: 25A

#### Available in

- Stainless steel



### MHG101SS Four burner gas hob

#### Features

- Side control
- Automatic ignition
- Enamel pan supports
- Flame failure included

#### Zones/Burner information

- Front left: 3.0kW rapid
- Front right: 1.0kW auxiliary
- Rear left: 1.85kW semi-rapid
- Rear right: 1.85kW semi-rapid

#### Accessories

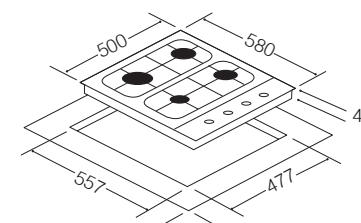
- LPG conversion kit included

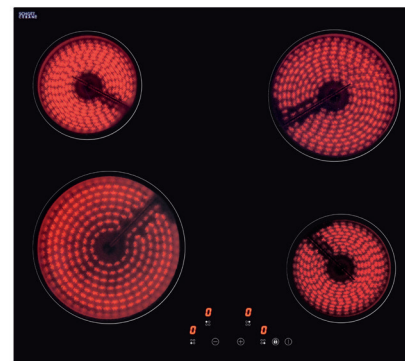
#### Technical specification

- Rated gas input: 7.7kW
- Rated electrical power: 0.001kW
- Power supply required: 3A

#### Available in

- Stainless steel





## MHC101FR

Four zone ceramic hob

### Features

- Side control
- 6 power levels
- Easy clean surface
- Ceramic shatterproof safety glass
- Residual heat indicators
- Power indicator light
- Temperature limiter

### Zones/Burner information

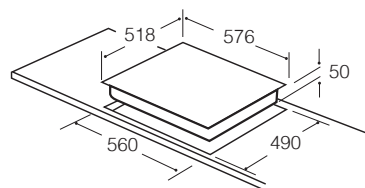
- Front left: 1.8kW - 180mm
- Front right: 1.2kW - 145mm
- Rear left: 1.2kW - 145mm
- Rear right: 1.8kW - 180mm

### Technical specification

- Rated electrical power: 6.0kW
- Power supply required: 30A

### Available in

- Frameless



## MHC201FR

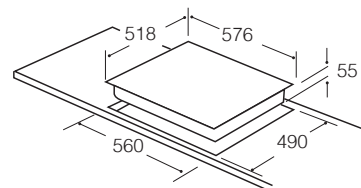
Four zone ceramic hob

### Features

- Front control
- Electronic touch control
- 9 power levels
- Easy clean surface
- Ceramic shatterproof safety glass
- Residual heat indicators
- LED display
- Safety key lock
- Overflow detection
- Overheat detection
- Time limit security system
- Temperature limiter


### Zones/Burner information

- Front left: 2.3kW - 210mm
- Front right: 1.2kW - 145mm
- Rear left: 1.2kW - 145mm
- Rear right: 1.8kW - 180mm





## hobs and extractors



### MHN101FR Four zone induction hob

#### Features

- Front control
- Electronic touch control
- 9 power levels
- Booster function on all zones
- Easy clean surface
- Ceramic shatterproof safety glass
- Residual heat indicators
- LED display
- 99 minute timer
- Safety key lock
- Overheat detection
- Overflow detection
- Keep warm function
- Automatic pan detection
- Small object detection
- Time limit security system
- Temperature limiter

#### Zones/Burner information


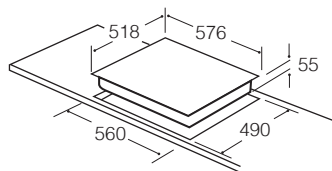
- Front left: 2.0kW (3.0kW with booster) - 210mm
- Front right: 1.2kW (1.4kW with booster) - 160mm
- Rear left: 1.2kW (1.4kW with booster) - 160mm
- Rear right: 2.0kW (3.0kW with booster) - 210mm

#### Technical specification

- Rated electrical power: 7.4kW
- Power supply required: 32A

#### Available in

- Frameless



### MIN600 60cm integrated extractor

#### Features

- Ducted/re-circulating installation
- 3 speeds
- Slider control
- 1 x 28W halogen light

#### Optional accessories

- Charcoal filter for recirculation: CHA15 x 1
- Ducting kit: AED51/53/54
- Acrylic grease filter: GRE1

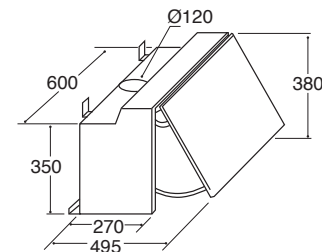
#### Technical specification

- Required height over gas hob: 700mm
- Required height over electric hob: 600mm
- Outlet diameter: 120mm
- Noise level: 62dBA
- Extraction rate: 197m<sup>3</sup>/h
- Rated electrical power: 148W
- Power supply required: 3A

- Energy rating: D

#### Available in

- Silver







## MEH601

### 60cm chimney extractor

#### Features

- Ducted/re-circulating installation
- 3 speeds
- Twin fan motor
- Push button control
- Dishwashable aluminium grease filters
- 2 x 28W halogen lights
- Telescopic chimney

#### Optional accessories

- Charcoal filters for recirculation: CHA17 x 2
- Ducting kit: AED51/53/54

#### Technical specification

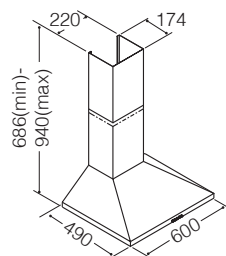
- Required height over gas hob: 700mm
- Required height over electric hob: 600mm
- Outlet diameter: 120- 125mm

- Noise level: 67dBA
- Extraction rate: 336m<sup>3</sup>/h
- Rated electrical power: 176W
- Power supply required: 3A

- Energy rating: E

#### Available in

- Stainless steel



## MEH901

### 90cm chimney extractor

#### Features

- Ducted/re-circulating installation
- 3 speeds
- Twin fan motor
- Push button control
- Dishwashable aluminium grease filters
- 2 x 28W halogen lights
- Telescopic chimney

#### Optional accessories

- Charcoal filters for recirculation: CHA17 x 2
- Ducting kit: AED51/53/54

#### Technical specification

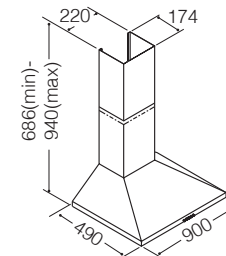
- Required height over gas hob: 700mm
- Required height over electric hob: 600mm
- Outlet diameter: 120- 125mm

- Noise level: 70dBA
- Extraction rate: 374m<sup>3</sup>/h
- Rated electrical power: 176W
- Power supply required: 3A

- Energy rating: D

#### Available in

- Stainless steel





## extractors



### MEP601

#### 60cm curved glass extractor

##### Features

- Ducted/re-circulating installation
- 3 speeds
- Twin fan motor
- Push button control
- Dishwashable aluminium grease filters
- 2 x 28W halogen lights
- Telescopic chimney
- Noise level: 69dBA
- Extraction rate: 336m<sup>3</sup>/h
- Rated electrical power: 176W
- Power supply required: 3A
- Energy rating: E

##### Available in

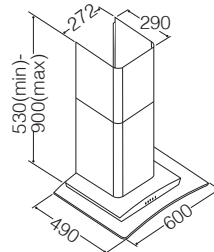
- Stainless steel

##### Optional accessories

- Charcoal filters for recirculation: CHA17 x 2
- Ducting kit: AED51/53/54

##### Technical specification

- Required height over gas hob: 700mm
- Required height over electric hob: 600mm
- Outlet diameter: 120- 125mm



### MEP901

#### 90cm curved glass extractor

##### Features

- Ducted/re-circulating installation
- 3 speeds
- Twin fan motor
- Push button control
- Dishwashable aluminium grease filters
- 2 x 28W halogen lights
- Telescopic chimney
- Noise level: 69dBA
- Extraction rate: 336m<sup>3</sup>/h
- Rated electrical power: 176W
- Power supply required: 3A
- Energy rating: E

##### Available in

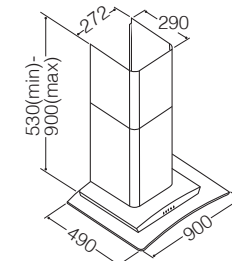
- Stainless steel

##### Optional accessories

- Charcoal filters for recirculation: CHA17 x 2
- Ducting kit: AED51/53/54

##### Technical specification

- Required height over gas hob: 700mm
- Required height over electric hob: 600mm
- Outlet diameter: 120- 125mm





## refrigeration



A+  
rated

### MFU201

#### Integrated under counter larder fridge

##### Features

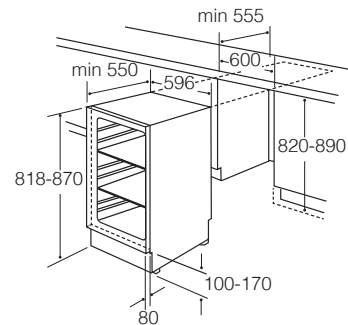
- Interior light
- 3 glass shelves
- 2 salad crisper compartments
- 2 in-door balconies
- 1 egg tray

##### Technical specification

- Height-adjustable feet
- Reversible door
- Fixed hinges
- Total capacity: 136L gross / 135L net
- Noise level: 41dBA

##### Energy consumption

- Energy consumption in a year: 117kW/h
- Energy efficiency rating A+



A+  
rated

### MFU801

#### Integrated under counter freezer

##### Features

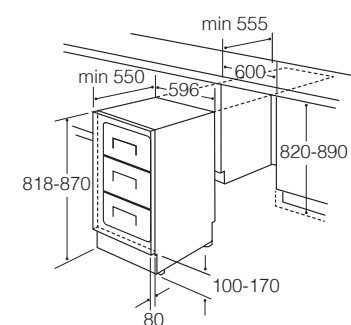
- 4 star rating
- Temperature warning light
- 3 drawers
- 1 ice cube tray
- Fast freeze function

##### Technical specification

- Height-adjustable feet
- Reversible door
- Fixed hinges
- Total capacity: 105L gross / 95L net
- Freezing capacity: 4.5kg / 24h
- Noise level: 41dBA

##### Energy consumption

- Energy consumption in a year: 182kW/h
- Energy efficiency rating A+





# refrigeration



**A+**  
rated

## MFC501

### Integrated 50/50 combination fridge freezer

#### Features

- Interior light
- Manual control
- 4 glass shelves
- 2 salad crisper drawers
- 3 in-door balconies
- 1 egg tray

#### Freezer features

- 4 star rating
- 4 storage compartments
- 1 ice cube tray

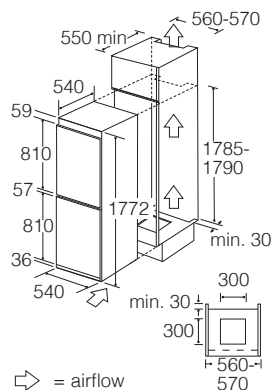
#### Technical specification

- Height adjustable front feet
- Reversible doors
- Sliding furniture fixings
- Freezing capacity: 4.5kg / 24h
- Fridge useable capacity: 147L net
- Freezer useable capacity: 81L net
- Total capacity: 240L gross / 228L net

- Noise level: 41dBA

#### Energy consumption

- Energy consumption in a year: 264kW/h
- Energy efficiency rating A+



**A+**  
rated

## MFC701

### Integrated 70/30 combination fridge freezer

#### Features

- Interior light
- Manual control
- 5 glass shelves
- 2 salad crisper drawers
- 4 in-door balconies
- 1 egg tray

#### Freezer features

- 4 star rating
- 3 storage compartments
- 1 ice cube tray

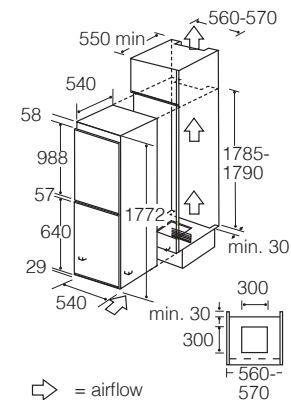
#### Technical specification

- Height adjustable front feet
- Reversible doors
- Sliding furniture fixings
- Freezing capacity: 3.5kg / 24h
- Fridge useable capacity: 182L net
- Freezer useable capacity: 60L net
- Total capacity: 260L gross / 242L net

- Noise level: 41dBA

#### Energy consumption

- Energy consumption in a year: 260kW/h
- Energy efficiency rating A+





# dishwasher



**A++**  
rated

## MW402 Fully integrated dishwasher

### Features

- 12 place settings
- 2 spray levels
- 4 programmes
- LED rinse aid indicator
- LED salt indicator
- Acoustic signal for end of programme
- Electronic softener adjustment
- Concealed heating element
- Counter balanced door
- White baskets
- Levelling feet with front control
- Height adjustable upper baskets

### Programmes

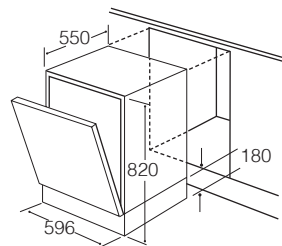
- Prewash (cold)
- Express 65°C
- Eco 50°C
- Intensive 65°C

### Technical specification

- Noise level: 52dBA
- Energy consumption per cycle: 0.9kW/h
- Energy consumption per annum: 258kW/h
- Water consumption: 12L
- Water consumption in a year: 3360L
- Rated electrical power: 1.9kW
- Power supply required: 13A

### Energy efficiency ratings



- Energy rating: A++
- Cleaning rating: A
- Drying rating: A



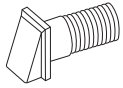
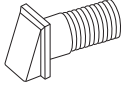
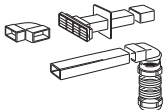


## accessories

### Extractor filters



Product	Code	Description	Compatible with
	CHA15	Charcoal filter (pack of 1)	MIN600
	CHA17	Charcoal filter (pack of 2)	MEH601 / MEH901 MEP601 / MEP901

### Ducting kits

	AED51	125mm x 1m flexible ducting kit which includes a white wall outlet, 2 cable ties, 1m flexible hose and fixing kit
	AED53	125mm x 6m flexible ducting kit which includes a white wall outlet, 2 cable ties, 6m flexible hose and fixing kit
	AED54	125mm x 3m rigid ducting kit which includes a white wall outlet, 2 x 1m rigid ducting, 500mm rigid ducting, wall plate, connector, 125mm elbow bend, 2 threaded hose connectors, 1m flexible hose, horizontal bend and fixing kit

### Metal splashbacks



		
Size	Stainless steel	Black
600W x 750H	CSB6SS	CSB6BL
700W x 750H	CSB7SS	CSB7BL
900W x 750H	CSB9SS	CSB9BL



### Toughened glass splashbacks



		
Size	Black	Grey
600W x 750H*	ASG6BL	ASG6GR
700W x 750H*	ASG7BL	ASG7GR
900W x 750H*	ASG9BL	ASG9GR

### Curved toughened glass splashbacks



			Compatible with
Size	Black	Grey	Compatible with
600W x 750H*	ASG62CBL	ASG62CGR	MEP601 / MEP901
700W x 750H*	ASG72CBL	ASG72CGR	MEP601 / MEP901
800W x 750H*	ASG82CBL	ASG82CGR	MEP601 / MEP901





## The appliance collection

The CDA Group Ltd. Harby Road, Langar, Nottinghamshire, NG13 9HY  
Tel: **01949 862000** Fax: **01949 862001**

[www.matrixappliances.co.uk](http://www.matrixappliances.co.uk)

